



**REVOLUTIONARY 12 VOLT DC PUMPS
FOR GROUNDWATER PURGING OR LOW-FLOW SAMPLING
FOR 2" OR LARGER DIAMETER WELLS**


CYCLONE 

Item No. P-10100

Pumping Depth: 25 Ft. DTW*
(7.62 Meters)

Supplied with 35 feet of heavy duty 12 gauge wire
Use With: Optional Low Flow Sampling Controller (PA-10800)




MEGA-TYPHOON 

Item No. P-10350

Pumping Depth: 80 Ft. DTW*
(24.4 Meters)

Supplied with 90 feet of heavy duty 12 gauge wire
Requires: Econo Power Booster I (PA-10500) or Power
Booster 1 (PA-10600) or Low Flow with
Power Booster 1 Controller (PA-10650)





MINI-TYPHOON 

Item No. P-10150

Pumping Depth: 40 Ft. DTW*
(12.2 Meters)

Supplied with 50 feet of heavy duty 12 gauge wire
Use With: Optional Low Flow Sampling Controller (PA-10800)





TSUNAMI 

Item No. P-10400

Pumping Depth: 100 Ft. DTW*
(30.5 Meters)

Supplied with 110 feet of heavy duty 12 gauge wire
Requires: Low Flow with Power Booster II (PA-10700) or
Low Flow with Low Flow with Power Booster II (PA-10750)





TYPHOON 

Item No. P-10200

Pumping Depth: 50 Ft. DTW*
(15.25 Meters)

Supplied with 60 feet of heavy duty 12 gauge wire
Use With: Optional Low Flow Sampling Controller (PA-10800)





MONSOON 

Item No. P-10500

Pumping Depth: 120 Ft. DTW*
(37 Meters)

Supplied with 130 feet of heavy duty 10 gauge wire
Requires: Low Flow with Power Booster II (PA-10700) or
Low Flow with Low Flow with Power Booster II (PA-10750)

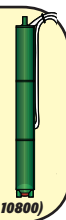



TEMPEST 

Item No. P-10250

Pumping Depth: 55 Ft. DTW*
(16.75 Meters)

Supplied with 70 feet of heavy duty 12 gauge wire
Use With: Optional Low Flow Sampling Controller (PA-10800)





HURRICANE 

Item No. P-10510

Pumping Depth: 150 Ft. DTW*
(46 Meters)

Supplied with 160 feet of heavy duty 10 gauge wire
and high impact plastic reel
Requires: Low Flow with Power Booster II (PA-10700) or
Low Flow with Low Flow with Power Booster II (PA-10750)




MINI-MONSOON 

Item No. P-10300

Pumping Depth: 70 Ft. DTW*
(21.3 Meters)

Supplied with 80 feet of heavy duty 12 gauge wire
Use With: Optional Low Flow Sampling Controller (PA-10800)



MEGA-MONSOON 

Item No. P-10520

Pumping Depth: 200 Ft. DTW*
(61 Meters)

Supplied with 210 feet of heavy duty 10 gauge wire
and high impact plastic reel
Requires: Low Flow
with Low Flow with Power Booster III (PA-10850)



SUPER TWISTER 

Item No. P-10275

Pumping Depth: 85 Ft. DTW*
(26 Meters)

Supplied with 90 feet of heavy duty 12 gauge wire
Not Compatible with any ProActive Controllers or Boosters



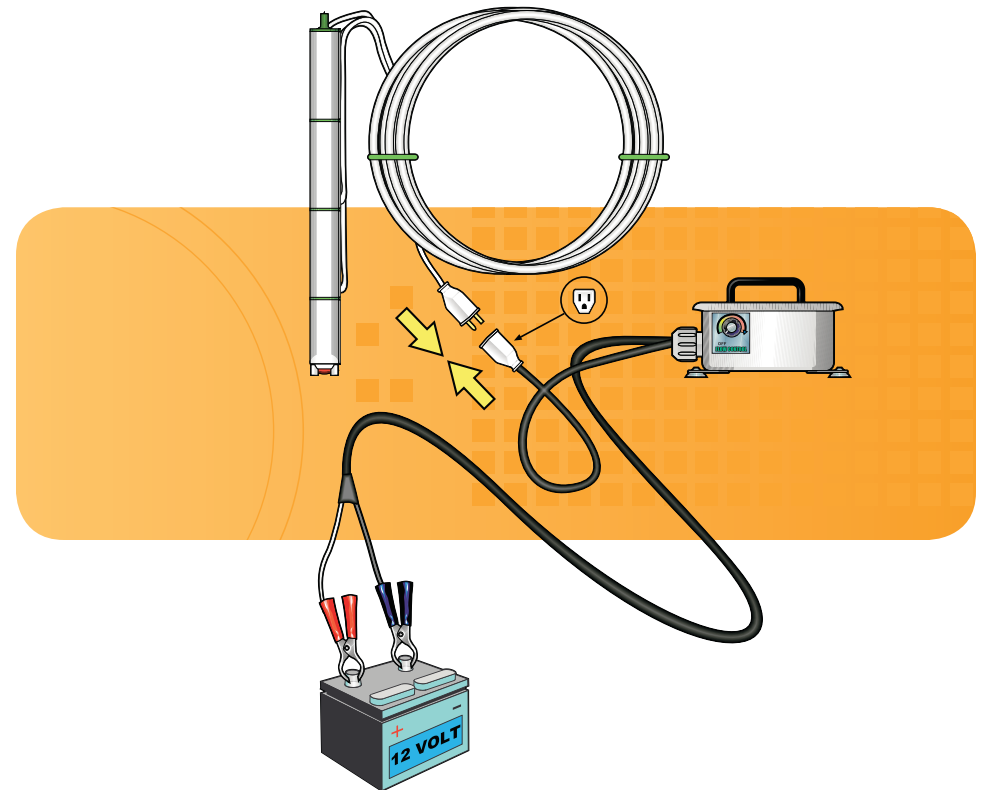
* Depth to Water

The Proactive Super Twister, Cyclone, Mini Typhoon, Typhoon, Tempest, Mini-Monsoon, Mega-Typhoon, Tsunami, Monsoon, Hurricane, Mega-Monsoon, Stainless Steel Mega-Typhoon and Super Twister are Patent Pending

12 Volt LOW FLOW 
WITH POWER BOOSTER II CONTROLLER

OPERATING INSTRUCTIONS

USED WITH PROACTIVE'S MONSOON, TSUNAMI AND THE HURRICANE



Manufactured by
Proactive
Environmental Products

OPERATING INSTRUCTIONS FOR LOW FLOW WITH POWER BOOSTER II CONTROLLER

USED WITH PROACTIVE'S MONSOON, TSUNAMI AND THE HURRICANE

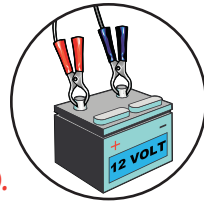
Congratulations on purchasing ProActive's Low Flow with Power Booster II Controller! With this device you are able to obtain a constant 14 volt output at the Tsunami, Monsoon or Hurricane pump motors, in short, you will purge a well much faster than traditional bailer purging.

Simply connect the positive lead from the Low Flow with Power Booster II Controller to the positive lead on the battery and the negative lead from the Low Flow with Power Booster II Controller to the negative lead on the battery (Fig. A).

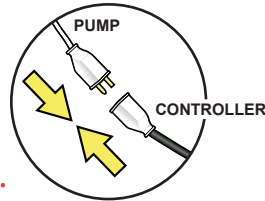
Then connect the pumps connector to the Low Flow with Power Booster II Controller connector (Fig. B).

Set dial to lowest possible setting, turn on controller and then slowly increase the flow to the desired flow rate. Remember, as you increase the dial on the controller, the pump will discharge more fluid (Fig. C).

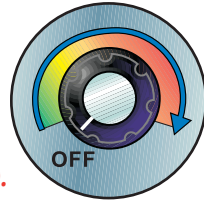
(Fig. A).



(Fig. B).



(Fig. C).



PLEASE NOTE:

**WHEN THE FLOW CONTROL DIAL IS SET TO THE LOWEST POSSIBLE SETTING, CONTROLLER WILL PRODUCE ZERO VOLTS.
WHEN THE DIAL IS SET TO THE HIGHEST POSSIBLE SETTING, THE CONTROLLER WILL PRODUCE 24 VOLTS.**

Helpful Tips

1. This system has a low voltage disconnect at 11 volts. In short, this system will shut off and then turn on every few seconds if the output voltage drops to 10.75 volts. What that means is the battery is reaching a "critical low level," and it is time for you to turn on your vehicle to recharge your battery.
2. If you decide not to leave your car running while using this controller with the pump in use, then please start your car every 20 minutes, and leave running for 5 minutes to charge-up your car battery.
3. For piece of mind, simply purchase ProActive's 38 AMP MOBILE BATTERY POWER PAK. Let us help you - it's Item No. PB-20010

If your pump fails to work-Please follow the trouble shooting guide below.

- | | |
|---|---|
| 1. Battery is very low. Check battery level. Must be at least 11 volts minimum. | dial is turned all the way up (turned clockwise all the way until it stops). |
| 2. Blown fuse in controller-needs to be replaced. | 5. If the pump should ever "pulsate", then your battery is critically low (below 11 volts). In short, the controller is telling you to charge your battery. |
| 3. Make sure your pump is operational. | |
| 4. Make sure all connectors are plugged into correct outlets and make sure controller | |

Warranty Information

Proactive will warranty the LOW FLOW WITH POWER BOOSTER II CONTROLLER to be free from defects in material and workmanship affecting its use for a period of 180 days following the date of purchase.

Exclusions and Conditions

The use of the LOW FLOW WITH POWER BOOSTER II CONTROLLER with replacement parts or accessories, which are not manufactured by ProActive and which affect product safety or performance, shall render this warranty and all other warranties, whether express or implied, null and void. Should any failure to conform to this Warranty appear within the term of initial sale, the manufacturer shall upon notification thereof and substantiation that the LOW FLOW WITH POWER BOOSTER II CONTROLLER has been maintained, correct such defects by suitable repair or replacement at its own expense, purchaser being responsible for shipping and handling charges only.

The Proactive warranty does not include shipping or an obligation to provide another unit while the original Proactive LOW FLOW WITH POWER BOOSTER II CONTROLLER is being repaired or replaced.

The Proactive warranty does not apply to the LOW FLOW WITH POWER BOOSTER II CONTROLLER used as rental equipment or to the LOW FLOW WITH POWER BOOSTER II CONTROLLER contaminated by materials harmful to such products.

The Proactive warranty does not apply to parts failure due to neglect in cleaning or unauthorized servicing the Proactive LOW FLOW WITH POWER BOOSTER II CONTROLLER nor does it cover failure of a part caused by misuse or inappropriate use of the ProActive LOW FLOW WITH POWER BOOSTER II CONTROLLER. ProActive will not be held liable for any "down time" due to a defective LOW FLOW WITH POWER BOOSTER II CONTROLLER Pump.

Returning the Low Flow with LOW FLOW with POWER BOOSTER II CONTROLLER to Proactive

Proactive requires that all customers notify Proactive prior to returning a defective LOW FLOW WITH POWER BOOSTER II CONTROLLER under the Proactive warranty program. The LOW FLOW WITH POWER BOOSTER II CONTROLLER will only be accepted if it has been thoroughly cleaned and decontaminated. In addition, ProActive's LOW FLOW WITH POWER BOOSTER II CONTROLLER must be properly packaged and accompanied by a receipt of purchase.

Please contact Proactive to obtain a RMA # _____

LOW FLOW WITH POWER BOOSTER II CONTROLLER SERIAL NUMBER: _____

IMPORTANT NOTES:

THIS UNIT GETS EXTREMELY HOT! PLEASE HOLD HANDLE WHEN USING

The pumps electrical connections are as follows:

2 core round cable: Brown (+) and Blue (-)

Please make photo-copy of this manual when returning pump. Please return pump to:



1767 Lakewood Ranch Boulevard, Suite #113 • Bradenton, FL 34211

Phone: 1.941.322.8504 • Fax: 1.941.322.8519

Web Address: www.gopronow.biz • Email Address: proactive@gopronow.biz